



Classroom Furniture



Educational Specialty Furnishings: Classroom



4-Leg Smooth Chair

C-SM-18-XX-ESF
C-SM-16-XX-ESF
C-SM-14-XX-ESF
C-SM-12-XX-ESF



Cantilever Smooth Chair

C-SM-CANT-18-XX
C-SM-CANT-16-XX
C-SM-CANT-14-XX
C-SM-CANT-12-XX



4-Leg Smooth Café Chair

C-SM-CAFÉ-30-XX-ESF



Cantilever Smooth Café Chair

C-SM-CANT-CAFÉ-30-XX-ESF



Educational Specialty Furnishings: Classroom



Task Height Smooth Gas Lift Chair

C-SM-GL-XXX-ESF
C-SM-GL-XXX-ESF



4-Leg Air Chair

C-AIR-18-XX-ESF
C-AIR-16-XX-ESF
C-AIR-14-XX-ESF
C-AIR-12-XX-ESF



Lab Height Smooth Gas Lift Chair

C-SM-ROCKER-18-XX-SSG-ESF
C-SM-ROCKER-16-XX-SSG-ESF
C-SM-ROCKER-14-XX-SSG-ESF
C-SM-ROCKER-12-XX-SSG-ESF



4-Leg Air Café Chair

C-AIR-CAFÉ-XX-30-ESF



Educational Specialty Furnishings: Classroom



Cantilever Air Chair

C-AIR-CANT-XX-18
C-AIR-CANT-XX-16
C-AIR-CANT-XX-14
C-AIR-CANT-XX-12



Task Height Air Gas Lift Chair

C-AIR-GL-XXX-ESF



Cantilever Air Café Chair

C-AIR-CAFÉ-CANT-XX-30-ESF




Lab Height Air Gas Lift Chair

C-AIR-GLR-XXX-ESF



Educational Specialty Furnishings: Classroom

Classroom Chairs - Color Options



Bergundy



Crimson




Red



Pumpkin




Sunburst



Yellow



Apple



Hunter Green



Royal Blue



Navy Blue



Plum



Chocolate



Graphite



Charcoal



Black



Educational Specialty Furnishings: Classroom



TOP Standard plastic laminate with round corner PVC edge or Hard plastic with embossed pencil groove

TOP SIZES 18" x 24" (46 x 61 cm)

SEAT Ergonomically designed with lumbar and shoulder support.

FRAME Fully welded heavy gauge tubular steel

FINISH 100% polyester premium powder coat

GLIDES Grip glides

OPTIONS Book rack, Bag hook, Chrome frame, CAL 133 compliant

LAMINATE TOPS

	Sugar Maple
	Bannister Oak
	Wild Cherry
	Mahogany
	Dark Walnut
	Grey Spectrum
	Cosmic Strandz
	Primary Blue
	Primary Green
	Primary Red
	Primary Yellow

PVC

	Black
	Grey
	Beige
	Maple
	Charcoal
	Navy Blue
	Primary Blue
	Primary Green
	Apple Green
	Burgundy
	Primary Red
	Primary Yellow

HARD PLASTIC TOPS

	Sugar Maple
	Bannister Oak
	Wild Cherry
	Mahogany
	Dark Walnut
	Beige Sand
	Grey Sand
	Grey Spectrum
	Cosmic Strandz
	Agave Blue
	Sprout Green
	Pomegranate Red
	Eggplant Purple

FRAME COLORS

	Black
	Hammertone Black
	Hammertone Grey
	Metallic
	Dark Grey
	Grey
	Beige
	Navy Blue
	Hunter Green
	Burgundy

OPTIONAL

	Chrome
--	--------

SHELL COLORS

	Burgundy
	Crimson
	Red
	Pumpkin
	Sunburst
	Yellow
	Apple
	Hunter Green
	Sky Blue
	Royal Blue
	Navy Blue
	Plum
	Chocolate
	Graphite
	Charcoal
	Black

Model #	Description
CD-SLED-EXPL-1824-BR-HP-PC - ESF	Combination Desk, 18" x 24", Book Rack, Hard Plastic Top, Powder Coat
CD-SLED-EXPL-1824-HP-PC- ESF	Combination Desk, 18" x 24", Hard Plastic Top, Powder Coat
CD-SLED-EXPL-1824-BR-LAM-PC-ESF	Combination Desk, 18" x 24", Book Rack, Laminate Top, Powder Coat
CD-SLED-EXPL-1824-LAM-PC-ESF	Combination Desk, 18" x 24", Laminate Top, Powder Coat
CD-SLED-EXPL-1824-BR-HP-CH-ESF	Combination Desk, 18" x 24", Book Rack, Hard Plastic Top, Chrome
CD-SLED-EXPL-1824-HP-CH- ESF	Combination Desk, 18" x 24", Hard Plastic Top, Chrome
CD-SLED-EXPL-1824-BR-LAM-CH-ESF	Combination Desk, 18" x 24", Book Rack, Laminate Top, Chrome
CD-SLED-EXPL-1824-LAM-CH-ESF	Combination Desk, 18" x 24", Laminate Top, Chrome



Educational Specialty Furnishings: Classroom



TOP 1 1/8" HPL with round corner PVC edge.

FRAME All welded frame and legs consist of two 2" x 1 1/4", 13 gauge upright oval steel tubes. Adjustable height 22-30"

BOOK BOXES Two contemporary steel book boxes. Closed on three sides. Optional: two impact resistant plastic book boxes with 5" opening on 60" width only

FINISH 100% polyester premium powder coat

GLIDES Floor friendly

AVAILABLE OPTIONS Bag hook, Fixed height, chrome upper frame, "C" or "T" style legs

Model #	Description
D-INT-DL-BACK-2460-2BB-HPL-PC-ESF	Activity Table, Double Leg Double Desk, 24"x60"

FRAME COLORS

-  Black
-  Hammered Black
-  Hammered Grey
-  Metallic
-  Dark Grey
-  Grey
-  Beige
-  Navy Blue
-  Hunter Green
-  Burgundy

OPTIONAL

-  Chrome

LAMINATE TOPS

-  Sugar Maple
-  Bannister Oak
-  Wild Cherry
-  Mahogany
-  Dark Walnut
-  Grey Spectrum
-  Cosmic Strandz
-  Primary Blue
-  Primary Green
-  Primary Red
-  Primary Yellow

PVC

-  Black
-  Grey
-  Beige
-  Maple
-  Charcoal
-  Navy Blue
-  Primary Blue
-  Primary Green
-  Apple Green
-  Burgundy
-  Primary Red
-  Primary Yellow



Educational Specialty Furnishings: Classroom



LAMINATE COLORS



Oak



Grey Spectrum



Maple



Wild Cherry



Mahogany



Dark Walnut

FRAME COLORS



Beige



Black



Grey



Hammered Black



Hammered Grey



Navy



Burgundy



Green



Platinum

Model #	Description
CTY-3060-HPL-PC-ESF	Technology Workstation, Computer Table, High Pressure Plastic Laminate with round corner PVC edge, 2 grommets

TOP High pressure laminate with 3 mm PVC edges on 1-1/8" particle core

CORD TROUGH and MODESTY PANEL 8" WIDE (13 cm), welded into 18 gauge (1.2 mm) steel frame.

FRAME 1 1/2" (3.8 cm) square tube, 16 gauge (1.6 mm) frame with cord trough.

LEGS 1 1/2" (3.8 cm) square tube, 16 gauge (1.6 mm), adjustable

HEIGHTS Adjustable leg 22" to 30" (56 to 76 cm)

FINISH Powder coat

GLIDES Adjustable Glides

OPTIONS 3" or 4" casters, power bar, standard CPU holder, large CPU holder, 25" wide pull out keyboard tray. Grommet hole(s) with optional plastic insert.



Educational Specialty Furnishings: Classroom



Model #	Description
6488JCEXXX-ESF	Collaborative Round Activity Table, Standard Leg, Elementary 15"-24"
6488JCAXXX-ESF	Collaborative Round Activity Table, Standard Leg, Adult 24"-31"

- Laminate tabletops 1-1/8" thick
- Legs adjust in one-inch increments with the extra-safe dual-screw leg adjustability system
- Quick mount legs with minimal assembly
- Elementary height



Standard Legs
Powder-coated to match TRUEdge. Available in Toddler, Elementary, and Adult heights



Mobile Legs
Tables with black TRUEdge feature black legs + casters. Tables with colored TRUEdge feature gray legs + casters.



Educational Specialty Furnishings: Classroom



Model #	Description
6310JCSXXX	Collaborative Desk - 24" X 35"
6395JC	Mobility Kit Black Set of 4

- Laminate tabletops 1-1/8" thick
- Adjust from 18" to 29" high (or 20" to 31" with casters)
- Quick mount legs with minimal assembly
- Weight: 40 lbs
- Caster dimensions: 2" High x 3" Wide x 3.5" Deep
- Desk color options:



Model #	Description
7040YR441	20 Cubbie-Tray Storage without Trays
7041YR441	20 Cubbie-Tray Storage - with Clear Trays

- Dimensions: 26.5" High x 48" Wide x 15" Deep
- Weight 109 lbs
- Rounded corners
- Formaldehyde-free adhesive system



Educational Specialty Furnishings: Classroom



Model #	Description
TD3020-AC-ESF	Teacher Desk, Pencil Tray, Cabinet with 1 Adj. Shelf on Left and Drawers on Right, 60" X 24"D X 30"H

- Dual Wheel Casters for mobility
- Left Pedestal: Adj. Shelf with Door; Right Pedestal: 2 Regular Drawers and 1 File Drawer
- Available with or without Pencil Tray

TFL Standard Colors - Body



HPL Standard Laminate Colors - Top





Educational Specialty Furnishings: Classroom



TRACE Cushion Mobile Pedestal

U-?-1403-????-????-N-ESF
U-?-1403-????-????-N-ESF
T-?-1403-????-????-N-ESF
T-?-1403-????-????-N-ESF
U-?-1719-????-????-N-ESF
U-?-1819-????-????-N-ESF
T-?-1719-????-????-N-ESF
T-?-1819-????-????-N-ESF



TRACE Work Surface Supporting Pedestal

EL-?-2909-????-ESF
EL-?-2911-????-ESF
EL-?-3909-????-ESF
EL-?-3911-????-ESF
EL-?-3109-????-ESF
EL-?-3111-????-ESF
EL-?-3309-????-ESF
EL-?-3311-????-ESF
EL-?-2719-????-ESF
EL-?-2819-????-ESF



TRACE Mobile Pedestal

EL-?-2009-????-ESF
EL-?-2011-????-ESF
EL-?-2109-????-ESF
EL-?-2111-????-ESF
EL-?-2209-????-ESF
EL-?-2211-????-ESF
EL-?-1403-????-ESF
EL-?-1503-????-ESF
EL-?-1603-????-ESF
EL-?-1719-????-ESF
EL-?-1819-????-ESF
EL-?-1919-????-ESF



TRACE Hanging Pedestal

EL-?-0503-????-ESF
EL-?-0603-????-ESF
EL-?-1211-????-ESF
EL-?-1209-????-ESF



Educational Specialty Furnishings: Classroom



TRACE Freestanding Pedestal

EL-?-6109-????-ESF
EL-?-6111-????-ESF
EL-?-5109-????-ESF
EL-?-5111-????-ESF
EL-?-5309-????-ESF
EL-?-5311-????-ESF



Personal Drawer

NFC7657889-UM-ESF
NFC7657889-ESF
NFCX00020-ESF



TRACE V Pedestal

FL-?-7143-????-ESF
FL-?-7144-????-ESF
FL-?-7245-????-ESF



TRACE Lateral File

RG-?-C301-????-ESF RG-?-D304-????-ESF
RG-?-C401-????-ESF RG-?-D404-????-ESF
RG-?-C501-????-ESF RG-?-D504-????-ESF
RG-?-C602-????-ESF RG-?-D311-????-ESF
RG-?-C702-????-ESF RG-?-D411-????-ESF
RG-?-C802-????-ESF RG-?-D511-????-ESF
RG-?-C903-????-ESF RG-?-E778-????-ESF
RG-?-D103-????-ESF RG-?-E878-????-ESF
RG-?-D203-????-ESF RG-?-E978-????-ESF



Educational Specialty Furnishings: Classroom

TRACE Combo Lateral
File/Open Shelves



RG-?-G7B9-????-ESF
RG-?-G8B9-????-ESF
RG-?-G9B9-????-ESF
RG-?-H1B2-????-ESF
RG-?-H2B2-????-ESF
RG-?-H3B2-????-ESF
RG-?-H4B3-????-ESF
RG-?-H5B3-????-ESF
RG-?-H6B3-????-ESF
RG-?-H7B1-????-ESF
RG-?-H8B1-????-ESF
RG-?-H9B1-????-ESF
RG-?-J1B4-????-ESF
RG-?-J2B4-????-ESF
RG-?-J3B4-????-ESF

TRACE Lateral File
with 6" Drawer



RG-?-F1A8-????-ESF
RG-?-F2A8-????-ESF
RG-?-F3A8-????-ESF
RG-?-F490-????-ESF
RG-?-F590-????-ESF
RG-?-F690-????-ESF
RG-?-F789-????-ESF
RG-?-F889-????-ESF
RG-?-F989-????-ESF
RG-?-G197-????-ESF
RG-?-G297-????-ESF
RG-?-G397-????-ESF
RG-?-G498-????-ESF
RG-?-G598-????-ESF
RG-?-G698-????-ESF

TRACE Box/File Open Shelf Lateral



ROS-V3M9-????-ESF
ROS-V4M9-????-ESF
ROS-V5M9-????-ESF
ROS-V3M9-????-????-ESF
ROS-V4M9-????-????-ESF
ROS-V5M9-????-????-ESF

TRACE Box/File Lateral



RG-?-V3L7-????-ESF
RG-?-V4L7-????-ESF
RG-?-V5L7-????-ESF
RG-?-V3L7C-???? -????-ESF
RG-?-V4L7C-???? -????-ESF
RG-?-V5L7C-???? -????-ESF



Educational Specialty Furnishings: Classroom

TRACE Combo Lateral
File/Open Shelves



RG-?-F1A8-????-ESF
 RG-?-F2A8-????-ESF
 RG-?-F3A8-????-ESF
 RG-?-F490-????-ESF
 RG-?-F590-????-ESF
 RG-?-F690-????-ESF
 RG-?-F789-????-ESF
 RG-?-F889-????-ESF
 RG-?-F989-????-ESF
 RG-?-G197-????-ESF
 RG-?-G297-????-ESF
 RG-?-G397-????-ESF
 RG-?-G498-????-ESF
 RG-?-G598-????-ESF
 RG-?-G698-????-ESF

Recessed Front Lateral File



RG-?-0101-????-ESF
 RG-?-0201-????-ESF
 RG-?-0301-????-ESF
 RG-?-0402-????-ESF
 RG-?-0502-????-ESF
 RG-?-0602-????-ESF
 RG-?-0703-????-ESF
 RG-?-0803-????-ESF
 RG-?-0903-????-ESF
 RG-?-1004-????-ESF
 RG-?-1104-????-ESF
 RG-?-1204-????-ESF

TRACE Open Shelf Lateral



ROSX601-????-ESF
 ROSX701-????-ESF
 ROSX801-????-ESF
 ROSX601LT-????-????-ESF
 ROSX701LT-????-????-ESF
 ROSX801LT-????-????-ESF
 ROSX902-????-ESF
 ROSY102-????-ESF
 ROSY202-????-ESF
 ROSX902LT-????-????-ESF
 ROSY102LT-????-????-ESF
 ROSY202LT-????-????-ESF

15" Receding Door Lateral File with
Fixed Shelves



RG-?-1049-????-ESF
 RG-?-1149-????-ESF
 RG-?-1249-????-ESF
 RG-?-1650-????-ESF
 RG-?-1750-????-ESF
 RG-?-1850-????-ESF



Educational Specialty Furnishings: Classroom

TRACE Bookcase Wardrobe File



- LG-?-V709-????-ESF
- LG-?-V711-????-ESF
- MG-?-V709-????-ESF
- MG-?-V711-????-ESF
- LG-?-J609-????-ESF
- LG-?-J611-????-ESF
- MG-?-J609-????-ESF
- MG-?-J611-????-ESF
- LG-?-V609-????-ESF
- LG-?-V611-????-ESF
- MG-?-V609-????-ESF
- MG-?-V611-????-ESF
- LG-?-C209-????-ESF
- LG-?-C211-????-ESF
- MG-?-C209-????-ESF
- MG-?-C211-????-ESF

TRACE Double Door Storage Cabinet



- CG-?-01F2-?-ESF
- CG-?-02F3-?-ESF
- CG-?-03F4-?-ESF
- CG-?-04F2-?-ESF
- CG-?-05F3-?-ESF
- CG-?-06F4-?-ESF
- CG-?-07F2-?-ESF
- CG-?-08F3-?-ESF
- CG-?-09F4-?-ESF
- CG-?-10F2-?-ESF
- CG-?-11F3-?-ESF
- CG-?-12F4-?-ESF
- CG-?-11F5-?-ESF
- CG-?-11F6-?-ESF
- CG-?-45F2-?-ESF
- CG-?-46F3-?-ESF
- CG-?-47F4-?-ESF
- CG-?-46F7-?-ESF

TRACE Bookcase Tower



- BL-?-4609-????-ESF
- BL-?-4611-????-ESF
- BR-?-4609-????-ESF
- BR-?-4611-????-ESF
- BL-?-5109-????-ESF
- BL-?-5111-????-ESF
- BR-?-5109-????-ESF
- BR-?-5111-????-ESF
- BL-?-5609-????-ESF
- BL-?-5611-????-ESF
- BR-?-5609-????-ESF
- BR-?-5611-????-ESF
- BL-?-6509-????-ESF
- BL-?-6511-????-ESF
- BR-?-6509-????-ESF
- BR-?-6511-????-ESF

TRACE Bookcase



- GBS-3028-?-ESF
- GBS-3628-?-ESF
- GBS-4228-?-ESF
- GBS-3040-?-ESF
- GBS-3640-?-ESF
- GBS-4240-?-ESF
- GBS-3052-?-ESF
- GBS-4252-?-ESF
- GBS-3066-?-ESF
- GBS-3666-?-ESF
- GBS-4266-?-ESF
- GBS-3077-?-ESF
- GBS-3677-?-ESF
- GBS-4277-?-ESF



Educational Specialty Furnishings: Classroom



TRACE 12" Wide Locker

LG-?-M828-????-ESF
RG-?-M828-????-ESF
LG-?-M728-????-ESF
RG-?-M728-????-ESF
LG-?-M628-????-ESF
RG-?-M628-????-ESF
LG-?-M528-????-ESF
RG-?-M528-????-ESF
LCK212-????-ESF
LCK21224-????-ESF



TRACE 18" Wide Locker

LG-?-V228-????-ESF
RG-?-V228-????-ESF
LG-?-V128-????-ESF
RG-?-V128-????-ESF
LG-?-U428-????-ESF
RG-?-U428-????-ESF
LG-?-U928-????-ESF
RG-?-U928-????-ESF
LCK218-????-ESF
LCK21824-????-ESF



TRACE Double Locker

LG-?-M6H7-????-ESF
RG-?-M6H7-????-ESF
LG-?-U4H7-????-ESF
RG-?-U4H7-????-ESF
LCK212-????-ESF
LCK218-????-ESF



TRACE Quad Locker

LG-?-Q7J7-????-ESF
RG-?-Q7J7-????-ESF
ALK00417-????-ESF



Educational Specialty Furnishings: Classroom



Model #	Description
SS5000-3660-5AC-ESF	Storage Cart with Shelves, 36" X 60" X 24", 1 Fixed Shelf, 4 Adj. Shelves, Doors, Casters and Locks

Case: Unit is constructed using fully doweled 0.75" double-sided thermal fused laminate (TFL) with 0.75" sub-top/ sub-bottom, 1" matching top and fully finished back, casebody has matching 3mm PVC edge banding. Each unit has 5" heavy duty casters for mobility (2 locking, 2 non-locking, casters require field assembly)

Doors: 0.75" TFL, 3mm PVC edge banding, wire pulls, vertical wardrobe locks and heavy duty 5-knuckle hinge that allows the doors to completely swing open.

Shelves: Double sided TFL shelves (fixes are fully doweled, adjustable have 4 double-pin shelf clips)

Options: Vertical wardrobe lock or integrated lock. White Marker Board Laminate can be added on any side of the cabinet.



Model #	Description
SSTC1105-AC-ESF	Technology Storage Cart, 24 Tablet Cabinet with Doors, Casters

Construction:

Unit is constructed using .75" thick particle board with thermal-fused laminate on both sides with 1" TFL top over .75" subtop. Fully finished back and all edges are finished using 3mm PVC edge banding. Units with doors feature heavy duty 5-knuckle hinge with a 270° swing allow doors to lay flat. Doors are .75" TFL with 3mm Edge Banding. Cabinet has one right swing cabinet door on the back side of the cabinet for electrical access.

Components:

Each unit features 3" heavy-duty casters for mobility (two locking; two non-locking). Brushed Chrome 4" wire pull and integrated design locks. Fixed shelves are fully doweled, adjustable have 4 double pin shelf clips, nylon clips keep cords from falling behind shelves. 44 or 22 .25" adjustable black wire dividers (11 per shelf) holds up to 24 or 48 tablets, lap tops or chrome books. Power for charging is provided by a 24 outlet power strip (two power strips provided for 48 device cabinets) with a 6' cord. Cabinet has vents and grommet holes to allow for heat to escape the cabinet while still keeping content secure.



Educational Specialty Furnishings: Classroom

TFL Standard Laminate – Color Options for Storage Carts






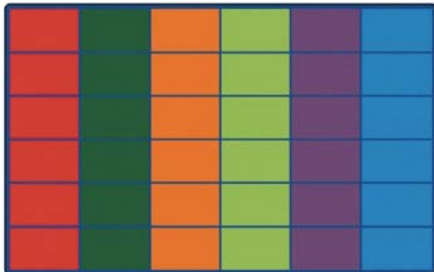
Educational Specialty Furnishings: Classroom



Carpet
5634-ESF



Carpet
4218-ESF



Carpet
4034-ESF



Big Blue Panel
CF900-517B-ESF



Educational Specialty Furnishings: Classroom



Reading and Writing Center

RC005-ESF

- Frame Measures 56 1/2" (143cm) H x 33" (84cm) W x 27" (69cm) D
- Front Magnetic Dry Erase Measures 34" (86cm) H x 24" (61cm) W
- Rear Removable Magnetic Dry Erase Board Measures 32" (81cm) H x 24" (61cm) W
- Open Tubs Measure 6" (15cm) H x 12 1/2" (32cm) W x 15 3/4" (40cm) D



Art Room Workbench

A37-10W-ESF

- The unit is finished with a chemical resistant, earth-friendly UV finish
- 120"W x 24"D x 36"H
- 2-1/4" maple top
- Constructed of solid maple and maple veneers
- Minimal assembly required
- Open style auxiliary workbench that is designed for use against the wall
- Plywood shelf with a 4" rear Maple curb



Art Room Easel

RC200-ESF

- Frame measures 58 3/4" (149 cm) H x 32 1/4" (82 cm) W x 33" (84 cm) D(30"with book ledge removed)
- Front Magnetic Dry Erase Board Measures 28" (71 cm) H x 28" (71 cm) W
- 3 Folders (each can hold books up to 20" (50 cm) H x 20" (50 cm) W)
- Open Tubs Measure 6"H (15 cm) x 12 1/2"W (32 cm) x 15 3/4"D (40 cm)
- Small Open Tubs Measure 6" (15 cm) H x 6 1/2" (16.5 cm) W x 15 3/4" (40 cm) D
- Tiny Tubs Measure 3"(13cm) L x 3"(8cm) W x 4"(10cm) D



Educational Specialty Furnishings: Classroom



Drafting Table, Large Drawer

DT-1A30-ESF

- 17-7/8"W x 19-3/4"D x 2"H center drawer for supply storage
- 3/4" Almond colored plastic laminate
- 36"W x 24"D adjustable drawing surface with pencil stop and soft close hinges
- 36"W x 24"D x 30"H
- Solid Maple Construction
- The unit is finished with a chemical resistant, earth-friendly UV finish



Art/Drafting Table

CT-200P36-ESF

- 1-1/4" Almond colored plastic laminate
- 36"W x 30"D x 27"H
- Constructed of solid maple and maple veneers
- Finished natural with a chemical resistant UV finish
- Unit has one grommet hole for cable routing



Educational Specialty Furnishings: Classroom



Model #	Description
W318-ESF	Art Room Stool - Fixed Fully Welded Stool with Round Seat, 18", Hard Plastic Top
W324-ESF	Art Room Stool - Fixed Fully Welded Stool with Round Seat, 24", Hard Plastic Top
W318HW-ESF	Art Room Stool - Fixed Fully Welded Stool with Round Seat, 18", Hardwood Top
W324HW-ESF	Art Room Stool - Fixed Fully Welded Stool with Round Seat, 24", Hardwood Top

Hard Plastic Colors



HPL Standard Laminate Colors





Educational Specialty Furnishings: Classroom



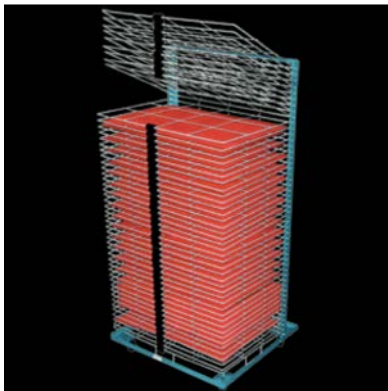
Community Table

MTO-TBCMB-13-08
MTO-TBCMS-14-12
CUSTOM
CUST-TABLE-24-30-42
CUST-MTO-TBCMB-13-0



Met Chair

MTO-CHMB3-ESF
MTO-CHMS3-ESF
MTO-CHMYS3-ESF
MTO-CHMYB3-ESF
80-10-901
80-10-903



Drying Rack

DR-24-50-ESF
DR-24-40A-ESF



Educational Specialty Furnishings: Classroom



Double Scoop Seat Rocker

146-ESF



Video Rocker

V100-ESF



Up-Rite Student Work Station

90532-ESF



Bean Bag

Nimbus Kids
Nimbus Chair



Educational Specialty Furnishings: Classroom



Upholstered Sled Base
Armless Guest Chair
GCSBF1/C1-Color-ESF



Upholstered Four Legged
Guest Chair
GCF1/C1-Color-ESF



Upholstered Sled Base
Guest Chair with Arms
GCSBF2/C1-Color-ESF



Upholstered Four Legged
Guest Chair with Arms
GCF2/C1-Color-ESF



Educational Specialty Furnishings: Classroom



Sled Base Guest Chair
with Arms and Mesh Back

GCMSB5/C1-Color-ESF



Four Legged Guest Chair
with Mesh Back, Arms and Casters

GCM4/C1-Color-ESF



Four Legged Armless Guest Chair
with Mesh Back

GCM2/C1-Color-ESF



Four Legged Guest Chair
with Arms Mesh Back

GCM1/C1-Color-ESF



Educational Specialty Furnishings: Classroom



Round Back Multi Tilt Chair
With Arms

ADTM3/C1-Color-ESF



Round Back Multi Function
Synchro Chair With Arms

ADSYNC2 /C1-Color-ESF



Square High Back
Multi Function Chair With Arms

ADSHB1 /C1-Color-ESF



Round Back Multi Function
Tilter Chair With Arms

ADT1 /C1-Color-ESF



Educational Specialty Furnishings: Classroom



Square Mid-Back
Multi Function Chair w/arms

ADSMB1 /C1-Color-ESF



Square High Back
Multi Function Chair w/ Arms

ADSHB1 /C1-Color-ESF



Teacher Chair

TMC1 /C1-Color
TMC1 /AK1/C1-Color
TMC1 /SK1/C1-Color
TMCPB2 /C1-Color
TMCPB2 /AK1/C1-Color
TMCPB2 /SK1/C1-Color
CX150
CX150 /PU250/C1-Color
CX150 /ST02/C1-Color
CX100
CX100 /PU250/C1-Color
CX100 /ST02/C1-Color



Educational Specialty Furnishings: Classroom



Folding Chair

510-ESF

- Durable steel construction
- Powder-coated black frame
- Welded backrest with waterfall seat provides exceptional comfort
- Two double-riveted cross braces for support
- Single hinges on each side add stability
- Integrated non-marring glides protect floors
- 480 lb. weight capacity



Folding Chair Dolly

DY-50-ESF

- Vertical storage for 15 ¼" - 19" wide chairs in folded position.
- Solid and powder coated steel construction.
- Four casters, two swivel and two stationary.
- Three 1" outer diameter tubular handles (1 in the middle and 2 at the ends).
- Stack up to 50 chairs.